



S.D MAHILA MAHAVIDYALAYA NARWANA



Home Science Department

Proudly Offers

Add On Certificate Course

On

Basic stitches of Hand embroidery

STARTING FROM 12 September 2022



**Dr. Reena
CONVENOR**

**DR. ANJANA LOHAN
Principal**

Ph. No. 01684-240161




S D MAHILA MAHAVIDYALYA
NARWANA-126116 (JIND) HARYANA

Dated:-.....

Notice

सभी छात्राओं को सूचित किया जाता है कि 12.09.2022 से महाविद्यालय में Basic Stiches of Hand Embroidery पर 30 घंटे का सर्टिफिकेट कोर्स करवाया जाएगा और कोर्स के अंत में परीक्षा ली जाएगी और छात्राओं को प्रमाण पत्र दिए जाएंगे।


Principal
S.D. Mahila Mahavidyalaya
Narwana





To
The Board of Studies,
S.D.Mahila Mahavidyalya,
Narwana.

Sub: Approval for Basic Stitches of Hand Embroidery certificate course.

Respected Madam,

We want to start a certified offline course "Basic stitches of hand embroidery" (30 Hours) in our campus. A Certificate is an education goal for many students who want to improve their visibility among aggressive job applications. Certificates may help to provide students with increased skills and experience. Syllabus of Basic stitches of hand embroidery is attached with this application. Please kindly approve this certified course. We shall be thankful to you for this. Enclosed: Syllabus of the Certificate Course.

Yours Faithfully Reena Asst. Professor in Home Science Department


Principal
S.D. Mahila Mahavidyalya
Narwana 

Ms. Reena
Asst. Prof. of Home Sc.

Subject: Approval for "Basic Stitches of Hand Embroidery" by the Board of Studies


Dear Reena,


I am pleased to inform you that after careful consideration and review by the Board of Studies, has approved "Basic Stitches of Hand Embroidery" which spans over 30+ hours of instruction.


This course has been evaluated thoroughly to ensure its alignment with our institution's academic standards and objectives. We believe that it will significantly contribute to the academic enrichment of our students and align with our commitment to providing high-quality education.


Thank you for your interest and support in our academic endeavors.


Yours sincerely,




Dr. Nayandeep
Assoc. Prof. in Eco.
Convener


Dr. Anita Chabra
Asst. Prof. in Hindi
Member


Dr. Shalu Sachdeva
Asst. Prof. in Hist.
Member


Suman Garg
Asst. Prof. in Eng.
Member


Nisha
Asst. Prof. in Physics
Member


Principal
S.D. Mahila Mahavidyalaya
Narwana


Detailed syllabus on Basic stitches of hand embroidery

Duration: 30 hour

Marks: 40

Introduction of embroidery, embroidery tools and equipment. 2. Categories of basic stitches of hand embroidery-their techniques applications. Embroidery threads and their classification. Selection of threads & needles according to the texture and fibre material. Different types of tracing method and Techniques.

BASIC STITCHES: A) Flat Stitches 1. Running Stitch 2. Back Stitch 3. Stem Stitch 4. Satin Stitch 5. Kashmiri Stitch 6. Couching Stitch 7. Cross Stitch 8. Herringbone Stitch 9. Fishbone stitch

B) Loop Stitches . 1. Chain Stitch . 2. Lazy-daisy Stitch 3. Button hole Stitch 4. Blanket Stitch 5. Fishbone Stitch 6. Feather Stitch . 7 fly Stitch

C) Knotted stitche : 1. French knot 2. Double knot

Questions paper
Certificate course on Basic Hand Embroidery

Time: 2:30 hour

समय: 2:30 घंटा

Marks: 40

अंक: 40

Instruction

- Before beginning to answer a question, its **serial number** must be written.
कृपया प्रश्न का उत्तर लिखना शुरू करने से पहले, प्रश्न का क्रमांक अवश्य लिखें ।
- Don't leave **blank pages** in your answer-book.
उत्तर- पुस्तिका के बीच में खाली पन्ना / पन्ने न छोड़ें ।
- Except answer -book, **no extra sheet** will be given. Write to the point and do not strike the written answer.
उत्तर- पुस्तिका के अतिरिक्त कोई अन्य शीट नहीं मिलेगी । अतः आवश्यकतानुसार ही लिखें और लिखा उत्तर न कटे ।
- Before answering the question, ensure that you have been supplied the correct and complete question paper, **no claim in this regard, will be entertained after examination.**
कृपया प्रश्नों का उत्तर देने से पूर्व यह सुनिश्चित कर लें कि प्रश्न - पत्र पूर्ण व सही है, परीक्षा के उपरांत इस सम्बन्ध में कोई भी दावा स्वीकार नहीं किया जायेगा ।

Note: (I) All questions are compulsory

सभी प्रश्न अनिवार्य हैं ।

(ii) Marks are indicated against each question.

प्रत्येक प्रश्न के अंक उसके सामने दिए गए हैं ।

Question 1. Why are different types of thread used for hand embroidery? 8

प्रश्न 1. हाथ की कढ़ाई के लिए विभिन्न प्रकार के धागों का उपयोग क्यों किया जाता है?

Question 2. What is the difference between flat stitches and loop stitches? 7

प्रश्न 2. फ्लैट टांके और लूप टांके के बीच क्या अंतर है?

Question 3. What is the loop stitches 5

प्रश्न 3. लूप टांके क्या है

Question 4. Write down the short notes

प्रश्न 4. संक्षिप्त नोट्स लिखें

a) Herringbone Stitch (b) Cross Stitch (c) Fishbone stitch 6

क) हेरिंगबोन सिलाई (ख) क्रॉस सिलाई (ग) फिशबोन सिलाई

Question 5. What is the difference between Back stitch and Running stitch? 7

प्रश्न 5. बैक स्टिच और रनिंग स्टिच में क्या अंतर है?

Question 6. What is knotted stitch and types 7

प्रश्न 6. नॉटेड सिलाई क्या है और इसके प्रकार बताएं

Title: Basic Stitches of Hand Embroidery

Duration: 30+ hours

Overview:

This certificate course, designed by home science Departments, aims to promote creative while improve the creative skills of participants. We also learn a few methods of tracing the design on the desired material now, we will learn about the various tools used by a hand embroiderer; and how to identify and appropriately select them for hand embroidery. Students will also be able to select suitable fabrics, needles, threads, frame, thimble, scissors, etc. by the end of this course. This course will blend theoretical knowledge with practical application to ensure participants develop skills.

Course Structure:

1. Introduction of embroidery, embroidery tools and equipment. 2. Categories of basic stitches of hand embroidery-their techniques applications. Embroidery threads and their classification. Selection of threads & needles according to the texture and fiber material. Different types of tracing method and Techniques.
2. BASIC STITCHES: A) Flat Stitches I. Running Stitch 2. Back Stitch 3. Stem Stitch 4. Satin Stitch 5. Kashmiri Stitch 6. Couching Stitch 7. Cross Stitch 8. Herringbone Stitch 9. Fishbone stitch
3. B) Loop Stitches . 1. Chain Stitch . 2. Lazy-daisy Stitch 3. Button hole Stitch 4. Blanket Stitch 5. Fishbone Stitch 6. Feather Stitch . 7 fly Stitch
4. C) Knotted stitche : 1. French knot 2. Double knot
5. Assessment and Feedback

Certification:

Participants who successfully complete all modules and assignments will be awarded a certificate by the home science Departments.

Target Students:

2nd year of all streams.

Requirements:

fabrics, needles, threads, frame, thimble, scissors, etc.

Faculty:

Experienced faculty members from the departments will deliver lectures and mentor participants throughout the course.

Mode of Instruction:

The course will be delivered through a lectures and practical and group discussions.

Course Outcome:

Upon completion of the course, participants will be equipped with the creative skills and we also learnt a few methods of tracing the design on the desired material can start self employment thereby enhancing their professional prospects in various fields.

We request the Board of Studies to consider and approve this proposal. Your support in this matter is crucial, and we are willing to provide any further information or clarification if required.

Thank you for your time and consideration. We look forward to a positive response and the opportunity to contribute to the enrichment of our student's academic journey.

Sincerely,
Reena



 **GPS Map Camera**

Narwana, Haryana, India


H4V5+GQ6, Old Ct Rd, Bir Bal Nagar, Narwana, Narwana Rural, Haryana 126116,
India


Lat 29.594154°

Long 76.109573°

12/09/22 01:09 PM GMT +05:30

Google





GPS Map Camera

Narwana, Haryana, India
H4V5+GQ6, Old Ct Rd, Bir Bal Nagar, Narwana, Narwana Rural, Haryana 126116,
India
Lat 29.594154°
Long 76.109573°
19/09/23 01:30 PM GMT +05:30

gle



GPS M


Narwana, Haryana, India
H4V5+GQ6, Old Ct Rd, Bir Bal Nagar, Narwana, Narwana Rural, Har
India
Lat 29.594154°
Long 76.109573°
28/09/23 01:42 PM GMT +05:30

Google



GPS Map Camera

Narwana, Haryana, India
H4V5+GQ6, Old Ct Rd, Bir Bal Nagar, Narwana, Narwana Rural, Haryana 126116,
India
Lat 29.594154°
Long 76.109573°
23/09/23 01:27 PM GMT +05:30



GPS M

Narwana, Haryana, India
H4V5+GQ6, Old Ct Rd, Bir Bal Nagar, Narwana, Narwana Rural, Ha
India
Lat 29.594154°
Long 76.109573°
24/09/23 01:27 PM GMT +05:30

Google



GPS Map Camera

Narwana, Haryana, India

H4V5+GQ6, Old Ct Rd, Bir Bal Nagar, Narwana, Narwana Rural, Haryana 126116,

India

Lat 29.594154°

Long 76.109573°

30/09/23 01:42 PM GMT +05:30



GPS Map Camera

Narwana, Haryana, India


H4V5+GQ6, Old Ct Rd, Bir Bal Nagar, Narwana, Narwana Rural, Haryana 126116,

India

Lat 29.594154°

Long 76.109573°

28/09/23 01:43 PM GMT +05:30



Google

Narwana, Haryana, India

H4V5+GQ6, Old Ct Rd, Bir Bal Nagar, Narwana, Narwana Ru

India

Lat 29.594154°

Long 76.109573°

30/09/23 01:42 PM GMT +05:30



GPS Map Camera

Narwana, Haryana, India

H4V5+GQ6, Old Ct Rd, Bir Bal Nagar, Narwana, Narwana Rural, Haryana 126116, India

Lat 29.594154°

Long 76.109573°

17/09/23 01:23 PM GMT +05:30



GPS

Narwana, Haryana, India

H4V5+GQ6, Old Ct Rd, Bir Bal Nagar, Narwana, Narwana Ru India

Lat 29.594154°

Long 76.109573°

19/09/23 01:31 PM GMT +05:30

Google



GPS Map Camera

Narwana, Haryana, India

H4V5+GQ6, Old Ct Rd, Bir Bal Nagar, Narwana, Narwana Rural, Haryana 126116, India

Lat 29.594154°

Long 76.109573°

17/09/23 01:22 PM GMT +05:30



GPS

Narwana, Haryana, India

H4V5+GQ6, Old Ct Rd, Bir Bal Nagar, Narwana, Narwana India

Lat 29.594154°

Long 76.109573°

17/09/23 01:22 PM GMT +05:30

Google

Certificate course on embroidery (12 to 30 Sept)

S.D. MAHILA

Lecturer D

Class <u>BA II Ind year</u>		Month <u>Sept.</u>																	Year <u>2022</u>			Lecturer D	
Roll No.	Name	12	13	14	15	16	17	18	19	20	21	22	23	24	25	26	27	28	29				
06	Sonia	P	P	P	P	P	P		P	P	P	P	P	P		P	A	P	A				
033	Mamta	P	P	P	P	P	P		P	P	P	P	P	P		P	P	P	P				
046	Mamta	P	P	P	P	P	P		P	P	P	P	P	P		P	P	P	P				
049	Bharti	P	P	P	P	P	P		P	P	P	P	P	P		P	P	P	A				
050	Nisha	P	P	P	P	P	P	S	P	P	P	P	P	P	S	P	P	P	P				
054	Muskan	P	P	P	P	P	P		P	P	P	P	P	P		P	P	P	P				
56	Ashma	P	P	P	P	P	P		P	P	P	P	P	P		P	P	P	P				
69	Nisha	P	P	P	P	P	P	u	P	P	P	P	P	P	u	P	P	P	P				
87	Pinky	P	P	P	P	P	P		A	P	A	A	P	P		P	A	P	P				
92	Anya	P	P	P	P	P	P		P	P	P	A	P	P		P	P	P	A				
93	Shiksha	P	P	P	P	P	P	n	P	P	P	P	P	P	n	P	P	A	P				
94	Mangeet	P	P	P	P	P	P		P	P	P	P	P	P		P	P	P	P				
110	Neha	P	P	P	P	P	P		A	P	P	P	P	P		P	P	P	A				
112	Briti	P	P	P	P	P	P	d	P	P	P	P	P	P	d	P	P	P	P				
118	Ankita	P	P	P	P	P	P		A	P	P	P	P	P		P	P	P	P				
133	Tamara	P	P	P	P	P	P	a	P	P	P	P	P	A		P	P	A	P				
142	Nidhi	P	P	P	P	P	P		P	P	P	P	P	A	a	P	P	P	P				
181	Mamta	P	P	P	P	P	P		P	P	P	P	P	P		P	P	P	P				
185	Crayatri	P	P	P	P	P	P		P	P	P	P	P	A		P	P	A	P				
191	Sanyana	P	P	P	P	P	P	y	P	P	P	P	P	P	y	P	P	A	P				
193	Pooja	P	P	P	P	P	P		P	P	P	P	P	P		P	P	P	P				
195	Suman	P	P	P	P	P	P		P	P	P	A	P	P		P	P	P	P				
199	Sheetal	P	P	P	P	P	P		P	P	P	P	P	P		P	P	P	P				
202	Anchal	P	P	P	P	P	P		A	P	P	A	P	P		P	P	A	P				
206	Karmjeet	P	P	P	P	P	P		P	P	P	P	P	P		P	P	P	P				
213	Muskan	P	P	P	P	P	P		P	P	P	P	P	A		P	P	P	P				
214	Pooja	P	P	P	P	P	P		P	P	P	P	P	P		P	P	A	P				
218	Aarti	P	P	P	P	P	P		P	P	P	P	P	P		P	P	P	P				
229	Neeru	P	P	P	P	P	P		A	P	P	P	P	P		P	P	P	P				
247	Briti	P	P	P	P	P	P		P	P	P	A	P	P		P	P	P	P				
255	Nidhi	P	P	P	P	P	P		P	P	P	P	P	P		P	P	A	P				
268	Kavita	P	P	P	P	P	P		P	P	P	P	P	P		P	P	A	P				

12 to 30 sept

MAHAVIDYALYA NARWANA

Lecturer Delivered.....Previous Lecturer Delivered.....Total.....

									Lecturer Attended	Previous Lecturer Attended	Total Attended	Remarks
29	A								14		15	Sonia
	P								15		15	Mamta
	P								15		15	Mamta
	P								15		15	Shanti
	P								15		15	Nisha
	A								14		15	Wishu
	P								15		15	Ashma
	P								15		15	Nisha
	P								15		15	Pinky
	P								11		15	Anju
	P								14		15	Shikha
	A								13		15	Manjot
	P								15		15	Neha
	P								13		15	Preeti
	A								14		15	Anhita
	P								14		15	Tannu
	P								13		15	Nidhi
	A								13		15	Mamta
	P								15		15	Gayatri
	P								13		15	Sanjana
	A								13		15	Pooja
	P								15		15	Suman
	P								15		15	Sneha
	P								15		15	Anchal
	P								13		15	Kamraj
	P								16		15	Muskan
	P								15		15	Pooja
	A								14		15	Arati
	P								15		15	Neesu
	P								15		15	Preeti
	P								15		15	Nishu
	P								15		15	Kavita

12 to 30 sept.
S.D. MAHILA

Class	Roll No.	Name	Month																Year				Lecture
			12	13	14	15	16	17	18	19	20	21	22	23	24	25	26	27	28	29	30	31	
	271	Anyali	P	P	P	P	P	P		P	P	P	P	P	P		P	A	P		P		
	305	Anyali	P	P	P	P	P	P		P	P	P	P	P	P		P	P	P		P		
	311	Manika	P	P	P	P	P	P		P	P	P	P	P	P		P	P	P		P		
	312	Ashu	P	A	A	P	P	P		P	P	P	A	P	P		P	P	P		P		
	313	Usha Rani	P	P	P	P	P	P		P	P	P	A	P	P		A	P	P		P		
	315	Mankeet	P	P	P	P	P	P		P	P	P	P	P	P		P	P	P		P		
	333	Breethi	P	P	A	P	P	A		P	P	P	P	P	P								

12 to 30 Sept.

MAHAVIDYALYA NARWANA

Lecturer Delivered.....										Previous Lecturer Delivered.....										Total.....	Remarks
																				Total Attended	
99																				15	Ampli
P																				15	Ampli
P																				15	Manika
A																				15	Ashe
P																				15	Ashe Part
P																				15	Manika
P																				15	Preced
P																					



S.D. MAHILA MAHAVIDYALYA



NARWANA (JIND)

(Affiliated to Ch. Ranbir Singh University, Jind)

Certificate of Participation

This is to certify that Miss/Mrs **Anjali** of **Class BA 2nd Year** Participated in **Basic Stiches of Hand Embriodery (Session 2021-22)** Course for a duration of 30 hours organized in College Campus by Commerce and Economics dept., Computer dept. and Placement Cell.

Convener

Co-Convener

Principal



S.D. MAHILA MAHAVIDYALYA



NARWANA (JIND)

(Affiliated to Ch. Ranbir Singh University, Jind)

Certificate of Participation

This is to certify that Miss/Mrs **Neha** of **Class BA 2nd Year** Participated in **Basic Stiches of Hand Embriodery (Session 2021-22)** Course for a duration of 30 hours organized in College Campus by Commerce and Economics dept., Computer dept. and Placement Cell.

Convener

Co-Convener

Principal



S.D. MAHILA MAHAVIDYALYA
NARWANA (JIND)



(Affiliated to Ch. Ranbir Singh University, Jind)

Certificate of Participation

This is to certify that Miss/Mrs **Mamta** of **Class BA 2nd Year** Participated in **Basic Stiches of Hand Embriodery (Session 2021-22)** Course for a duration of 30 hours organized in College Campus by Commerce and Economics dept., Computer dept. and Placement Cell.


Convener


Co-Convener


Principal



S.D. MAHILA MAHAVIDYALYA
NARWANA (JIND)



(Affiliated to Ch. Ranbir Singh University, Jind)

Certificate of Participation

This is to certify that Miss/Mrs **Gayatri** of **Class BA 2nd Year** Participated in **Basic Stiches of Hand Embriodery (Session 2021-22)** Course for a duration of 30 hours organized in College Campus by Commerce and Economics dept., Computer dept. and Placement Cell.


Convener


Co-Convener


Principal

S.D. MAHILA MAHAVIDYALYA, NARWANA

Roll No. 185 Class: B.A. 2nd Year Sec. Subject: Home Science

Date: 14/09/2022

Signature: Jagdeepi

Basic hand embroidery

Q-1. Ans - Hand embroidery: - The best type of ribbon for embroidery is silk ribbon because of how soft and pliable it is. This makes it easier to pull the needle and thread through the fabrics.

Different thread for embroidery → Six-stranded cotton, As 3 mentioned before, both DMC and Anchor have six stranded threads as their main offering. This will be your go-to thread type for hand embroidery. This construction is great, as it allows for much more freedom and control when you are stitching.

Linen thread: - is used largely for hand sewing. It is the popular choice when it comes to sewing historical period costumes when authenticity is important. Linen is the traditional thread used for making bobbin lace, sewn lace, and some types of needlework.

S.D. MAHILA MAHAVIDYALYA, NARWANA

Roll No. 033 Class D.A Sec. Subject Basic Hand embroidery

Date 14.09.22

Signature Mamta

26
30

Hand embroidery :-

The best type of ribbon for embroidery is silk ribbon because of how soft and pliable it is. This makes it easier to pull the needle and thread through the fabrics.

Different thread for embroidery :-

As I mentioned before, both six-stranded cotton and DMC are their main offerings. This will be your go-to thread type for hand embroidery. This construction is great as it allows for much more freedom and control when you are stitching.

linen thread :-

It is the popular choice used largely for hand sewing when it comes.

S.D. MAHILA MAHAVIDYALYA, NARWANA

28
190

Roll No. 1211913002046 Class B.A. 2nd year Sec. Subject Home Science

Date 14.09.2022

Signature Manta

Basic hand embroidery

Hand embroidery :-

The best type of ribbon for embroidery is silk ribbon because of how soft and pliable it is. This makes it easier to pull the needle and thread through the fabrics.

Different thread for embroidery :-

Six-stranded cotton, As I mentioned before, both DMC and Anchor have six stranded threads as their main offering. This will be your go-to thread type for hand embroidery. This construction is great, as it allows for much more freedom and control when you are stitching.

Linen thread :-

is used largely for hand sewing. It is the popular choice when it comes to sewing historical period costumes where authenticity is important. Linen is the traditional thread used for making bobbin lace, sewn lace, and some types of needlework.

S.D. MAHILA MAHAVIDYALYA, NARWANA

Roll No. 305 Class B.A Sec. Subject Basic hand embroidery.

Date 14.09.22

Signature Anjali

26
30

Hand embroidery :-

The best type of ribbon for embroidery is silk ribbon because of how soft and pliable it is. This makes it easier to pull the needle and thread through the fabrics.

Different thread for embroidery :-

Six - stranded cotton, As I mentioned before, both DMC and Anchor have six stranded threads as their main offering. This will be your go-to thread type for hand embroidery. This construction is great, as it allows for much more freedom and control when you are stitching.

linen thread :-

is used largely for hand sewing. It is the popular choice when it comes

S.D. MAHILA MAHAVIDYALYA, NARWANA

Roll No. 185 Class B.A 2nd Year Sec. Subject Home Science

Date 14/09/2022 Signature Haryatri

Basic hand embroidery

35

Q-1. Ans - Hand embroidery: - The best type of ribbon for embroidery is silk ribbon because of how soft and pliable it is. This makes it easier to pull the needle and thread through the fabrics.

Different thread for embroidery ⇒ Six-stranded cotton, As mentioned before, both DMC and Anchor have six stranded threads as their main offering. This will be your go-to thread type for hand embroidery. This construction is great, as it allows for much more freedom and control when you are stitching.

Linen thread: - is used largely for hand sewing. It is the popular choice when it comes to sewing historical period costumes when authenticity is important. Linen is the traditional thread used for making bobbin lace, sewn lace, and some types of needlework.