

**S D Mahila Mahavidyalya,  
Narwana  
Alumni Feedback and analysis  
Session 2022-23  
FEEDBACK SYSTEM**

IQAC has made it a tradition to mandatorily collect feedback from alumni in each session through structured feedback forms. The task is completed via Feedback Committee. During the session, the committee distributes and collects the filled feedback forms and submits it to IQAC. Then, IQAC analyses and interprets the data and strives for taking further actions as per feedback report.

**Collection of Data:** The feedback is collected manually by circulating the feedback forms.

**Students:** It is being assured that at least 50% of college students fill the feedback forms. Equal representation is given to all streams and proportionate stratified sampling is used for collecting feedback from students.

**Analysis and Interpretation:** The data is analyzed through percentages. Charts and diagrams are prepared for easy understanding by using Microsoft Excel.

**Action Taken Report:** Based on the analysis, IQAC in consultation with principal, calls for meetings to discuss raised issues and suggestions. Necessary actions to be taken are decided accordingly. Action taken report is prepared.

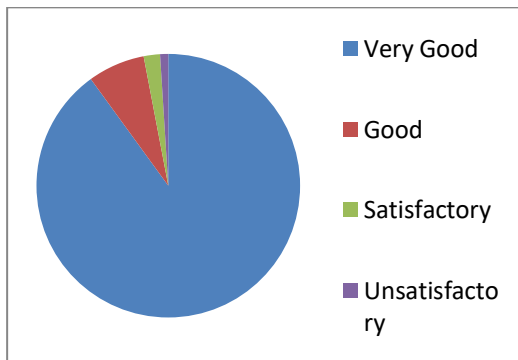


# Alumni Feedback Analysis Report

## PERCENTAGE OF STUDENTS' RESPONSES

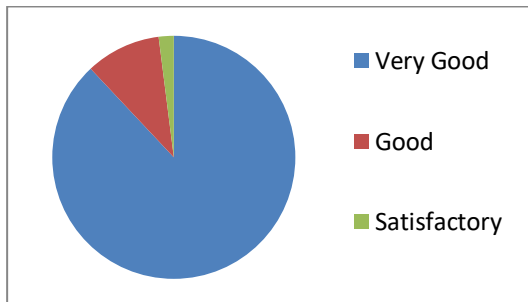
	Agree	Very Good	Good	Satisfactory	Unsatisfactory
1	Admission Procedure	90%	7%	2%	1%
2	Academic Environment	88%	10%	2%	0%
3	Infra structure & Lab facilities	95%	3%	2%	0%
4	Library resources	70%	25%	5%	0%
5	Canteen Facilities	50%	35%	10%	5%
6	How do you rate the courses that you have studied for Masters	70%	20%	10%	0%
7	How do you rate the learning experience in terms of Teaching and learning	75%	20%	5%	0%
8	Faculty	80%	20%	0%	0%
9	Overall Rating of the Mahavidyalya	96%	02%	02%	0%

### 1. Admission Procedure.



From the above feedback analysis, we conclude that the majority of 90% students consider these facilities as very good, 7% students consider them good, 2% students consider them satisfactory and 1% students consider them as unsatisfactory.

### 2. Academic Environment.



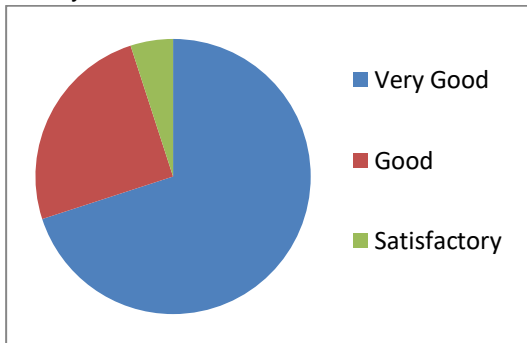
From the above feedback analysis, we conclude that the majority of 88% students consider these facilities as very good, 10% students consider them good, 2% students consider them satisfactory and 0% students consider them as unsatisfactory.

3. Infra structure & Lab facilities.



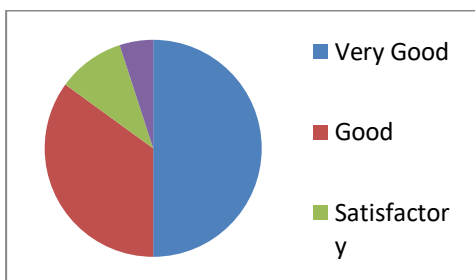
From the above feedback analysis, we conclude that the majority of 95% students consider these facilities as very good, 3% students consider them good, 2% students consider them satisfactory and 0% students consider them as unsatisfactory.

4. Library resources.



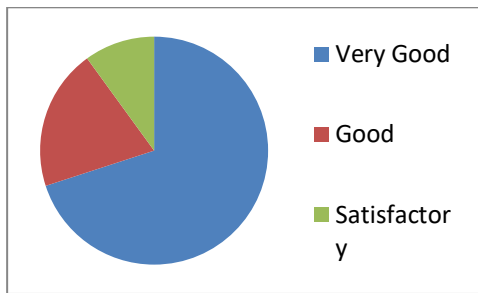
From the above feedback analysis, we conclude that the majority of 70% students consider these facilities as very good, 25% students consider them good, 5% students consider them satisfactory and 0% students consider them as unsatisfactory.

5. Canteen Facilities.



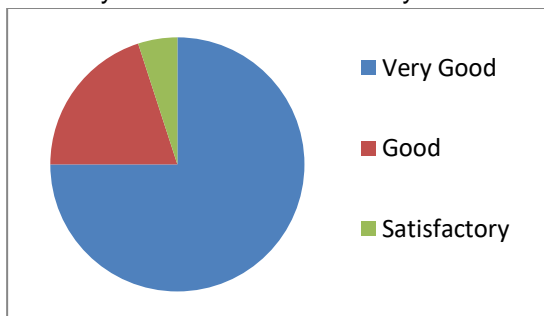
From the above feedback analysis, we conclude that the majority of 50% students consider these facilities as very good, 35% students consider them good, 10% students consider them satisfactory and 5% students consider them as unsatisfactory.

6. How do you rate the courses that you have studied for Masters.



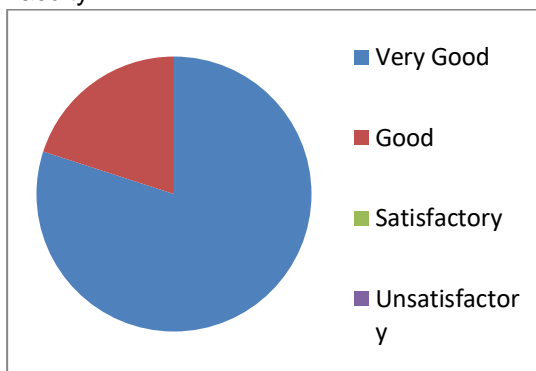
From the above feedback analysis, we conclude that the majority of 70% students consider these facilities as very good, 20% students consider them good, 10% students consider them satisfactory and 0% students consider them as unsatisfactory.

7. How do you rate the courses that you have studied for Masters.



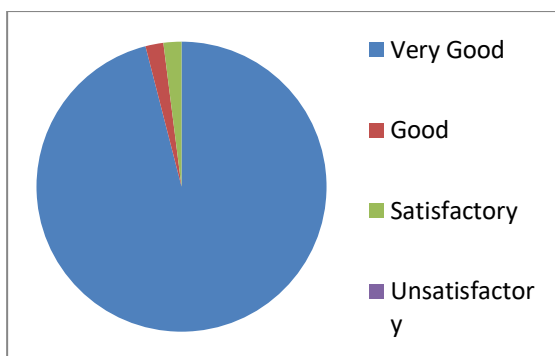
From the above feedback analysis, we conclude that the majority of 75% students consider these facilities as very good, 20% students consider them good, 5% students consider them satisfactory and 0% students consider them as unsatisfactory.

8. Faculty.



From the above feedback analysis, we conclude that the majority of 80% students consider these facilities as very good, 20% students consider them good, 0% students consider them satisfactory and 0% students consider them as unsatisfactory.

9. Overall Rating of the Contact.



From the above feedback analysis, we conclude that the majority of 96% students consider these facilities as very good, 2% students consider them good, 2% students consider them satisfactory and 0% students consider them as unsatisfactory.

#### **Suggestions given by alumni after feedback:-**

1. Arrange industrial visits'.
2. Add more books in library.
3. Certificate course should be conducts.
4. More group discussion and debate activities should be conduct.
5. Mentor-Mantee group should become more active.
6. More Extension Activities should be conduct

#### **Student's feedback action taken report:-**

#### **After taking feedback from Alumni action take report by the college:-**

1. Some departments as per requirement arrange industrial visits.
2. Faculties were asked to suggest the name of books as per new latest edition in the syllabus.
3. Faculties were asked to design their 30 hours' certificate course.
4. Group Discussions and Departs were organise time to time in college.
5. Mentor-Mentee platform make strengthened. Regular meeting discussion were conduct.
6. Extension activities organized time to time.