

**S D Mahila Mahavidyalya,
Narwana
Students Feedback and analysis
Session 2021-22
FEEDBACK SYSTEM**

IQAC has made it a tradition to mandatorily collect feedback from students in each session through structured feedback forms. The task is completed via Feedback Committee. During the session, the committee distributes and collects the filled feedback forms and submits it to IQAC. Then, IQAC analyses and interprets the data and strives for taking further actions as per feedback report.

Collection of Data: The feedback is collected manually by circulating the feedback forms.

Students: It is being assured that at least 50% of college students fill the feedback forms. Equal representation is given to all streams and proportionate stratified sampling is used for collecting feedback from students.

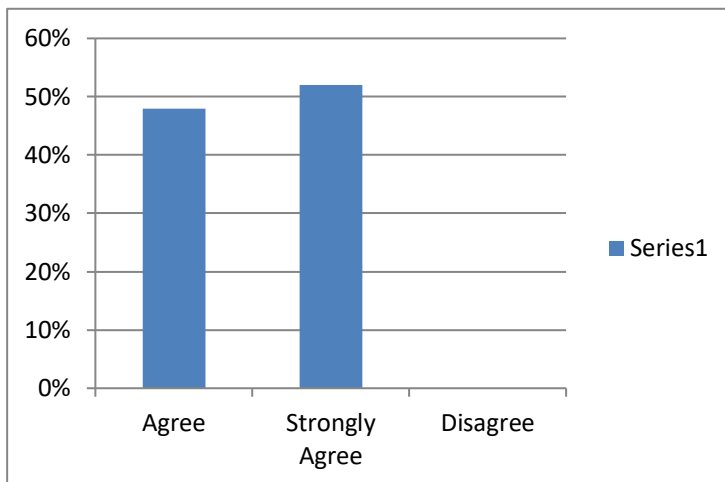
Analysis and Interpretation: The data is analyzed through percentages. Charts and diagrams are prepared for easy understanding by using Microsoft Excel.

Action Taken Report: Based on the analysis, IQAC in consultation with principal, calls for meetings to discuss raised issues and suggestions. Necessary actions to be taken are decided accordingly. Action taken report is prepared.

S D Mahila Mahavidyalya, Narwana**Student Feedback Performa**

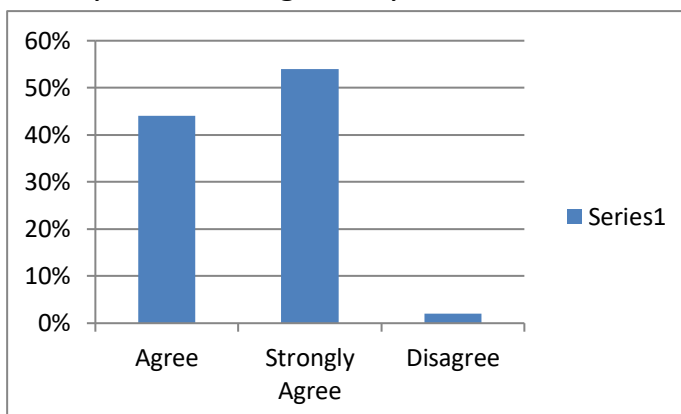
	Agree	Strongly Agree	Disagree
Classroom facilities	48%	52%	0%
	Agree	Strongly Agree	Disagree
Library and reading facility	44%	54%	2%
	Agree	Strongly Agree	Disagree
College website	41%	55%	4%
	Agree	Strongly Agree	Disagree
Washroom facility/Drinking water facility	40%	45%	5%
	Agree	Strongly Agree	Disagree
Guidance/counselling in academic and non-academic Matters	45%	55%	0%
	Agree	Strongly Agree	Disagree
Participation and discussion in class	44%	50%	6%
	Agree	Strongly Agree	Disagree
Canteen facility	40%	50%	10%
	Agree	Strongly Agree	Disagree
Admission process	49%	51%	0%
	Agree	Strongly Agree	Disagree
Orientation programme	55%	40%	5%
	Agree	Strongly Agree	Disagree
Timely Result declaration	50%	48%	2%
	Agree	Strongly Agree	Disagree
Delivery of syllabi in the class	50%	50%	0%
	Agree	Strongly Agree	Disagree
Experience with internal assessment	53%	47%	0%
	Agree	Strongly Agree	Disagree
Overall academic experience	30%	68%	2%
	Agree	Strongly Agree	Disagree
Teacher is regular and punctual in class	34%	63%	3%

1. Classroom facilities.



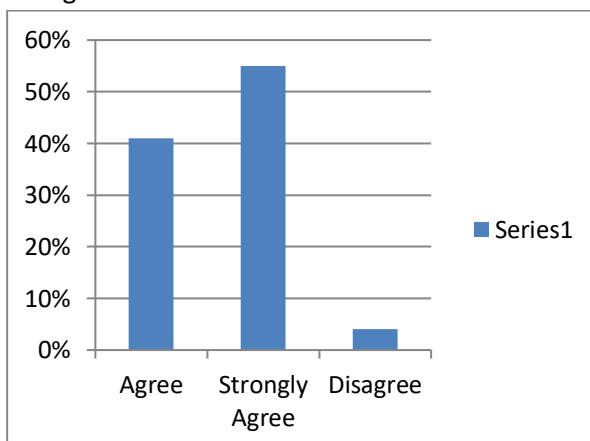
From the above feedback analysis, we conclude that majority of the students (48%) agreed, Students (52%) strongly agreed and students (0%) are disagreed.

2. Library and reading facility.



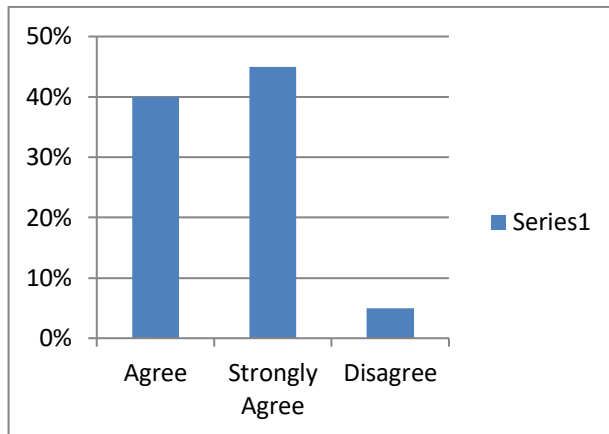
From the above feedback analysis, we conclude that majority of the students (44%) agreed, Students (54%) strongly agreed and students (04%) are disagreed.

3. College website.



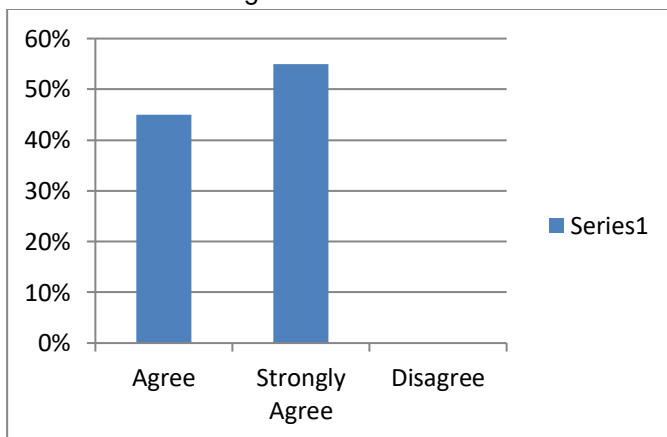
From the above feedback analysis, we conclude that majority of the students (41%) agreed, Students (55%) strongly agreed and students (04%) are disagreed.

4. Washroom facility/Drinking water facility.



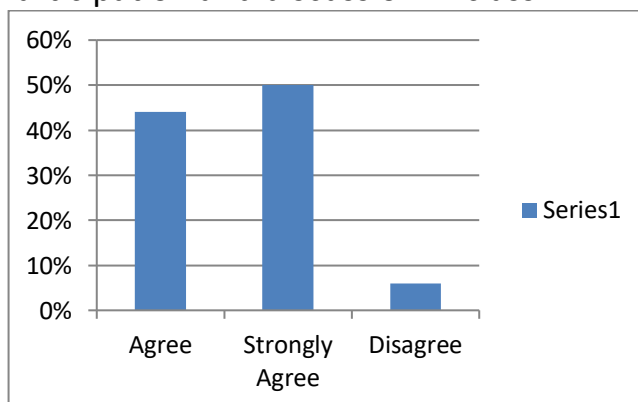
From the above feedback analysis, we conclude that majority of the students (40%) Agreed, Students (45%) strongly agreed and students (05%) are disagreed.

5. Guidance/counselling in academic and non-academic Matters.



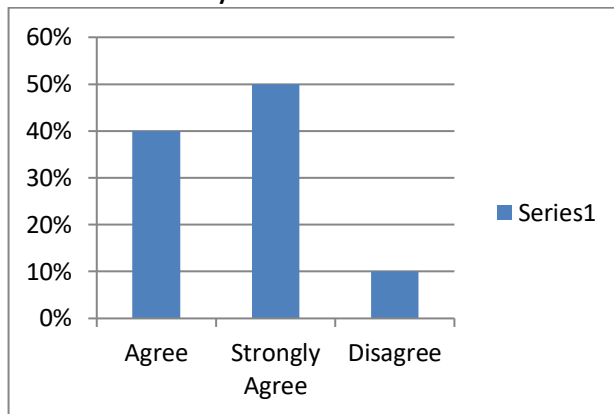
From the above feedback analysis, we conclude that majority of the students (45%) agreed, Students (55%) strongly agreed and students (00%) are disagreed.

6. Participation and discussion in class



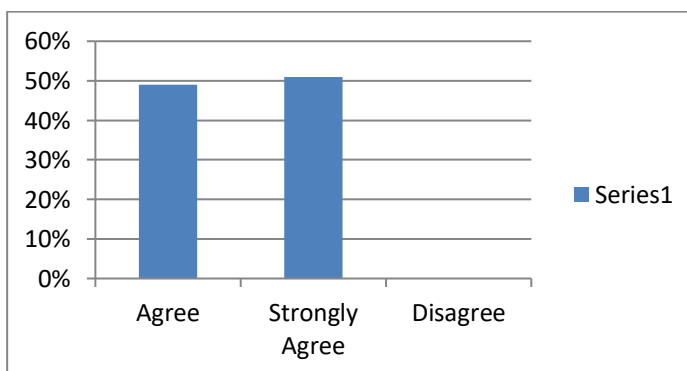
From the above feedback analysis, we conclude that majority of the students (44%) Agreed, Students (50%) strongly agreed and students (06%) are disagreed.

7. Canteen facility



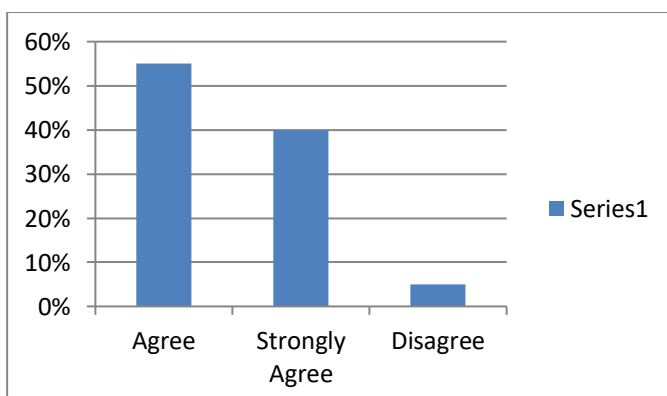
From the above feedback analysis, we conclude that majority of the students (40%) Agreed, Students (50%) strongly agreed and students (10%) are disagreed.

8. Admission process



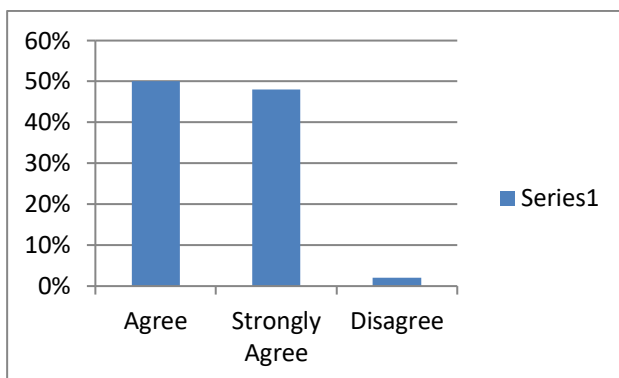
From the above feedback analysis, we conclude that majority of the students (49%) Agreed, Students (51%) strongly agreed and students (00%) are disagreed.

9. Orientation programme



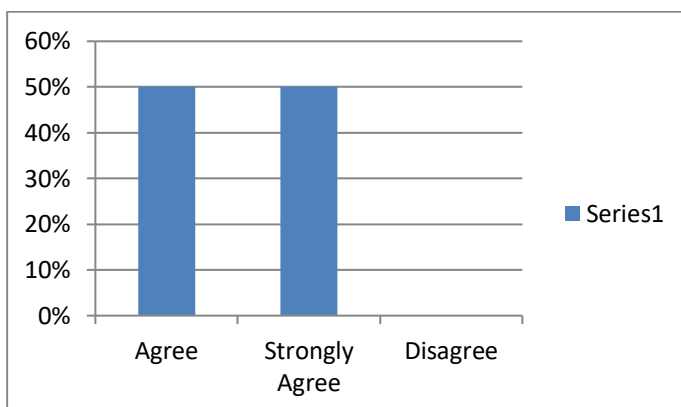
From the above feedback analysis, we conclude that majority of the students (54%) Agreed, Students (40%) strongly agreed and students (05%) are disagreed.

10. Timely Result declaration



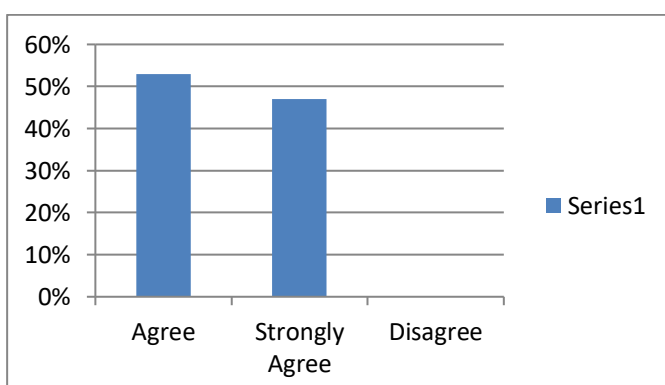
From the above feedback analysis, we conclude that majority of the students (50%) Agreed, Students (48%) strongly agreed and students (02%) are disagreed.

11. Delivery of syllabi in the class



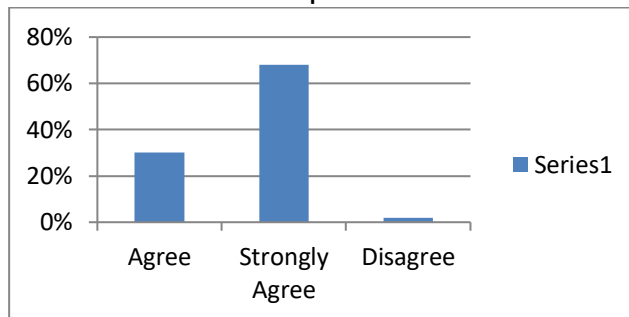
From the above feedback analysis, we conclude that majority of the students (50%) Agreed, Students (50%) strongly agreed and students (00%) are disagreed.

12. Experience with internal assessment



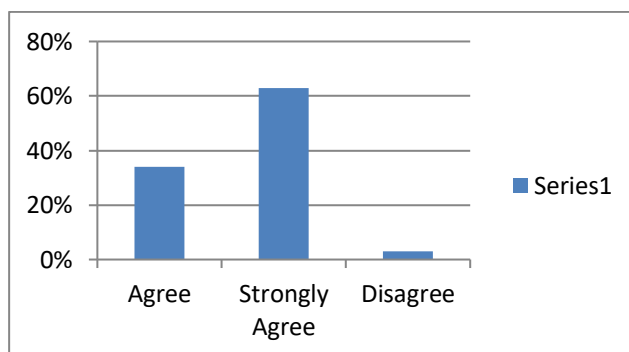
From the above feedback analysis, we conclude that majority of the students (53%) Agreed, Students (47%) strongly agreed and students (00%) are disagreed.

13. Overall academic experience



From the above feedback analysis, we conclude that majority of the students (30%) Agreed, Students (68%) strongly agreed and students (02%) are disagreed.

14. Teacher is regular and punctual in class



From the above feedback analysis, we conclude that majority of the students (34%) Agreed, Students (63%) strongly agreed and students (03%) are disagreed.

Suggestions given by students after feedback:-

1. The size of the canteen should be big and have good furniture.
2. No restrictions on going out of college
3. There should be more novels and magazines in the library.
4. Educational trip for girl students

Student's feedback action taken report:-

After taking feedback from student action take report by the college:-

1. Negotiations were held for new furniture in the canteen and some changes were made in the canteen.
2. Girl students can go out of the college with the permission of the principal.
3. Asked for MEGZINE in the library and submitted it to the Principal.
4. The college signed MOU with industries so that girl students can get assistance in educational trips.