

**S D Mahila Mahavidyalya,  
Narwana  
Alumni Feedback and analysis  
Session 2021-22  
FEEDBACK SYSTEM**

IQAC has made it a tradition to mandatorily collect feedback from alumni in each session through structured feedback forms. The task is completed via Feedback Committee. During the session, the committee distributes and collects the filled feedback forms and submits it to IQAC. Then, IQAC analyses and interprets the data and strives for taking further actions as per feedback report.

**Collection of Data:** The feedback is collected manually by circulating the feedback forms.

**Students:** It is being assured that at least 50% of college students fill the feedback forms. Equal representation is given to all streams and proportionate stratified sampling is used for collecting feedback from students.

**Analysis and Interpretation:** The data is analyzed through percentages. Charts and diagrams are prepared for easy understanding by using Microsoft Excel.

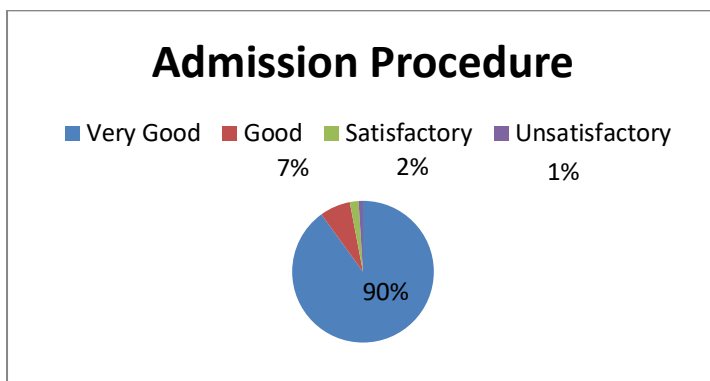
**Action Taken Report:** Based on the analysis, IQAC in consultation with principal, calls for meetings to discuss raised issues and suggestions. Necessary actions to be taken are decided accordingly. Action taken report is prepared.

# Alumni Feedback Analysis Report

## PERCENTAGE OF STUDENTS' RESPONSES

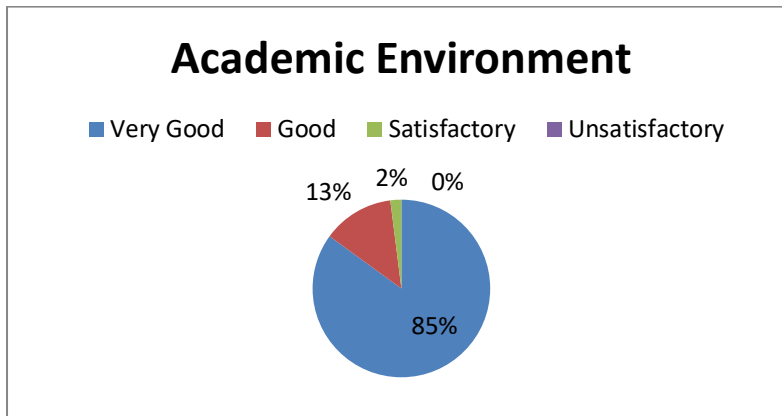
	<b>Agree</b>	<b>Very Good</b>	<b>Good</b>	<b>Satisfactory</b>	<b>Unsatisfactory</b>
1	Admission Procedure	90%	7%	2%	1%
2	Academic Environment	85%	13%	2%	0%
3	Infra structure & Lab facilities	90%	8%	2%	0%
4	Faculty Members	75%	20%	5%	0%
5	Library resources	51%	34%	10%	5%
6	Overall Rating of the Mahavidyalya	94%	4%	2%	0%

### 1. Admission Procedure.



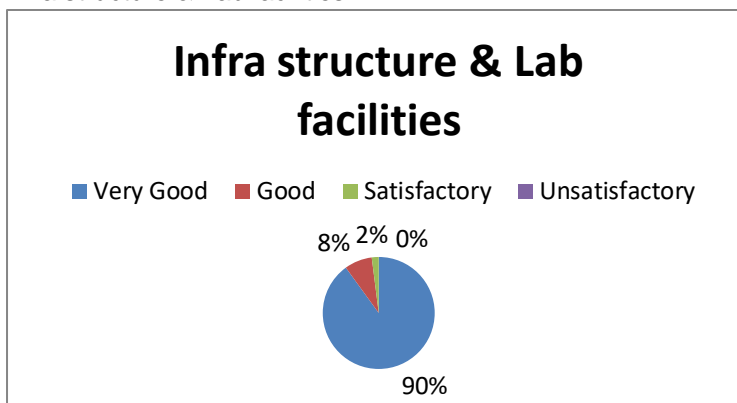
From the above feedback analysis, we conclude that the majority of 90% students consider these facilities as very good, 7% students consider them good, 2% students consider them satisfactory and 1% students consider them as unsatisfactory.

2. **Academic Environment.**



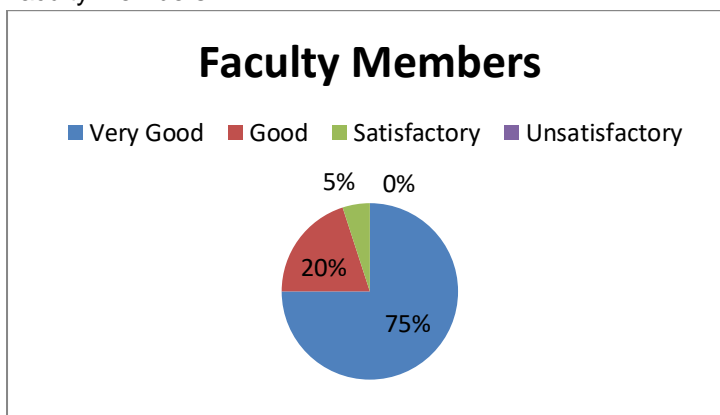
From the above feedback analysis, we conclude that the majority of 85% students consider these facilities as very good, 13% students consider them good, 2% students consider them satisfactory and 0% students consider them as unsatisfactory.

3. **Infra structure & Lab facilities.**



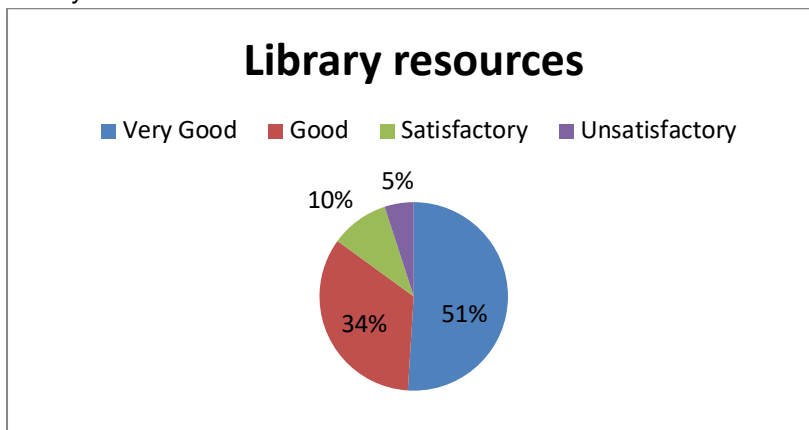
From the above feedback analysis, we conclude that the majority of 90% students consider these facilities as very good, 8% students consider them good, 2% students consider them satisfactory and 0% students consider them as unsatisfactory.

4. **Faculty Members.**



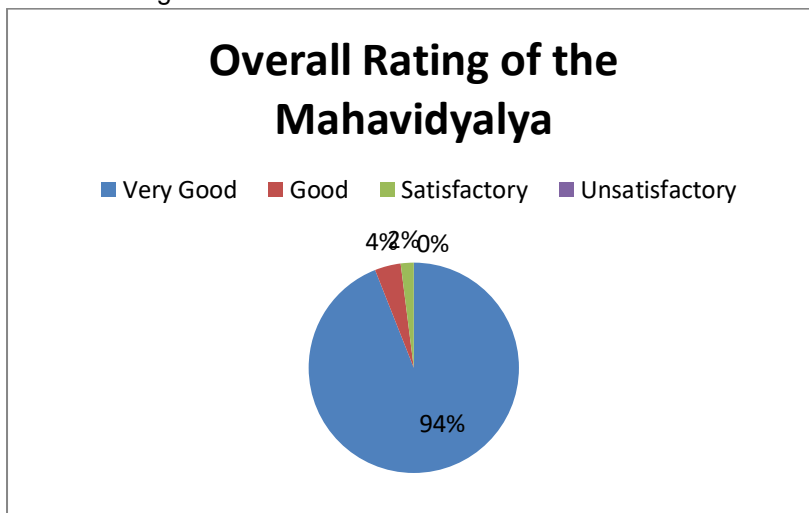
From the above feedback analysis, we conclude that the majority of 75% students consider these facilities as very good, 20% students consider them good, 05% students consider them satisfactory and 0% students consider them as unsatisfactory.

5. Library resources.



From the above feedback analysis, we conclude that the majority of 51% students consider these facilities as very good, 34% students consider them good, 10% students consider them satisfactory and 5% students consider them as unsatisfactory.

6. Overall Rating of the Contact.



From the above feedback analysis, we conclude that the majority of 94% students consider these facilities as very good, 4% students consider them good, 2% students consider them satisfactory and 0% students consider them as unsatisfactory.

**Suggestions given by alumni after feedback:-**

1. Arrange industrial visits'.
2. More Extension Activities should be conduct

**Student's feedback action taken report:-**

**After taking feedback from Alumni action taken report by the college:-**

1. Some departments as per requirement arrange industrial visits.
2. Extension activities organized time to time.