

**S D Mahila Mahavidyalya,
Narwana
Alumni Feedback and analysis
Session 2020-21
FEEDBACK SYSTEM**

IQAC has made it a tradition to mandatorily collect feedback from alumni in each session through structured feedback forms. The task is completed via Feedback Committee. During the session, the committee distributes and collects the filled feedback forms and submits it to IQAC. Then, IQAC analyses and interprets the data and strives for taking further actions as per feedback report.

Collection of Data: The feedback is collected manually by circulating the feedback forms.

Students: It is being assured that at least 50% of college students fill the feedback forms. Equal representation is given to all streams and proportionate stratified sampling is used for collecting feedback from students.

Analysis and Interpretation: The data is analyzed through percentages. Charts and diagrams are prepared for easy understanding by using Microsoft Excel.

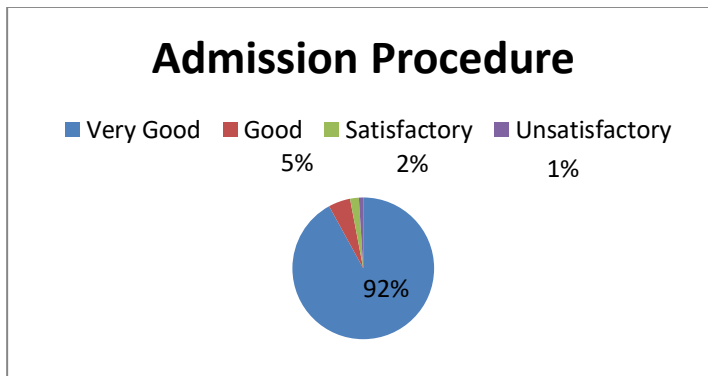
Action Taken Report: Based on the analysis, IQAC in consultation with principal, calls for meetings to discuss raised issues and suggestions. Necessary actions to be taken are decided accordingly. Action taken report is prepared.

Alumni Feedback Analysis Report

PERCENTAGE OF STUDENTS' RESPONSES

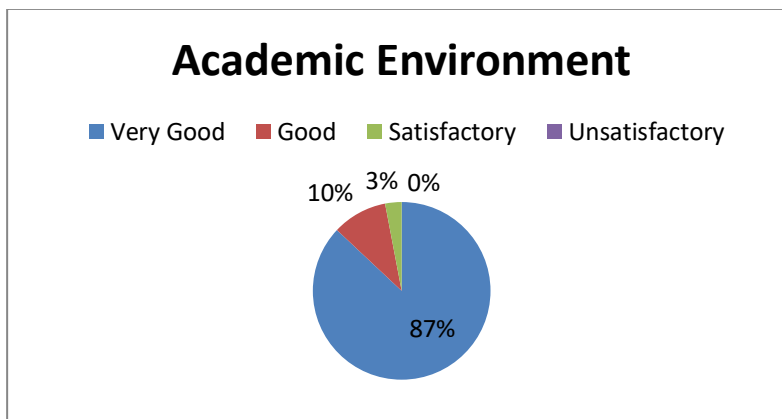
	Agree	Very Good	Good	Satisfactory	Unsatisfactory
1	Admission Procedure	92%	5%	2%	1%
		Very Good	Good	Satisfactory	Unsatisfactory
2	Academic Environment	87%	10%	3%	0%
		Very Good	Good	Satisfactory	Unsatisfactory
3	Infra structure & Lab facilities	86%	12%	2%	0%
		Very Good	Good	Satisfactory	Unsatisfactory
4	Faculty Members	70%	20%	10%	0%
		Very Good	Good	Satisfactory	Unsatisfactory
5	Library resources	50%	30%	15%	5%
		Very Good	Good	Satisfactory	Unsatisfactory
6	Overall Rating of the Mahavidyalya	90%	8%	2%	0%

1. Admission Procedure.



From the above feedback analysis, we conclude that the majority of 92% students consider these facilities as very good, 5% students consider them good, 2% students consider them satisfactory and 1% students consider them as unsatisfactory.

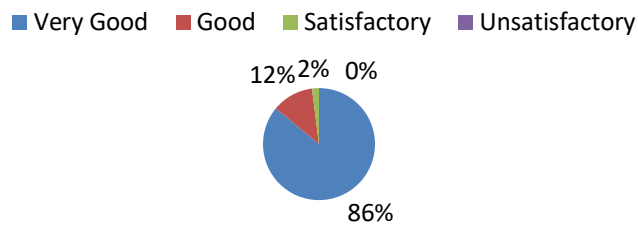
2. Academic Environment.



From the above feedback analysis, we conclude that the majority of 87% students consider these facilities as very good, 13% students consider them good, 2% students consider them satisfactory and 0% students consider them as unsatisfactory.

3. Infra structure & Lab facilities.

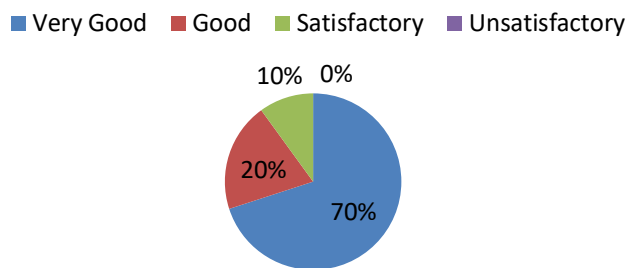
Infra structure & Lab facilities



From the above feedback analysis, we conclude that the majority of 86% students consider these facilities as very good, 12% students consider them good, 2% students consider them satisfactory and 0% students consider them as unsatisfactory.

4. Faculty Members.

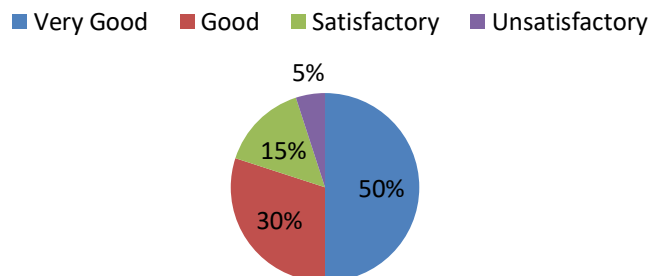
Faculty Members



From the above feedback analysis, we conclude that the majority of 70% students consider these facilities as very good, 20% students consider them good, 10% students consider them satisfactory and 0% students consider them as unsatisfactory.

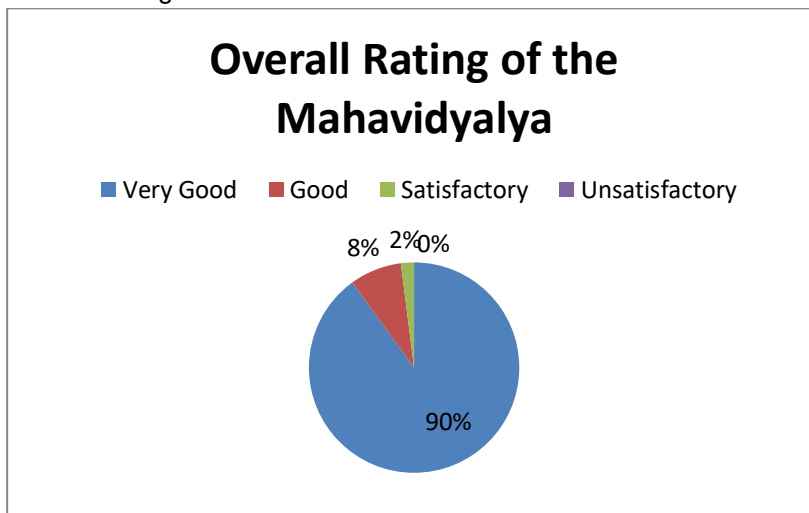
5. Library resources.

Library resources



From the above feedback analysis, we conclude that the majority of 50% students consider these facilities as very good, 30% students consider them good, 15% students consider them satisfactory and 5% students consider them as unsatisfactory.

6. Overall Rating of the Contact.



From the above feedback analysis, we conclude that the majority of 90% students consider these facilities as very good, 8% students consider them good, 2% students consider them satisfactory and 0% students consider them as unsatisfactory.

Suggestions given by alumni after feedback:-

1. Add more books in library.
2. Certificate course should be conducted.

Student's feedback action taken report:-

After taking feedback from Alumni action taken report by the college:-

1. Faculties were asked to suggest the name of books as per new latest edition in the syllabus.
2. Faculties were asked to design their 30 hours' certificate course.