

**S D Mahila Mahavidyalya,
Narwana
Alumni Feedback and analysis
Session 2019-20
FEEDBACK SYSTEM**

IQAC has made it a tradition to mandatorily collect feedback from alumni in each session through structured feedback forms. The task is completed via Feedback Committee. During the session, the committee distributes and collects the filled feedback forms and submits it to IQAC. Then, IQAC analyses and interprets the data and strives for taking further actions as per feedback report.

Collection of Data: The feedback is collected manually by circulating the feedback forms.

Students: It is being assured that at least 50% of college students fill the feedback forms. Equal representation is given to all streams and proportionate stratified sampling is used for collecting feedback from students.

Analysis and Interpretation: The data is analyzed through percentages. Charts and diagrams are prepared for easy understanding by using Microsoft Excel.

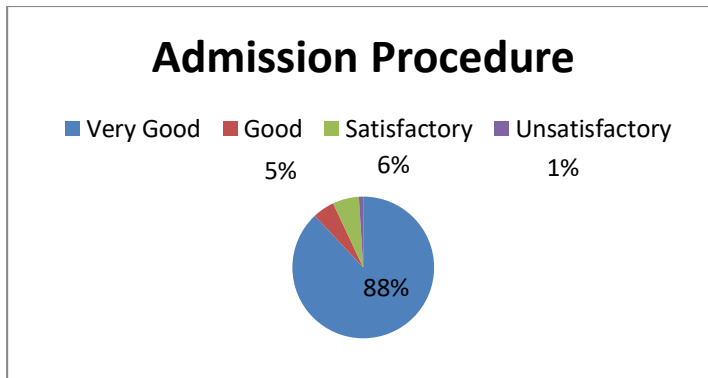
Action Taken Report: Based on the analysis, IQAC in consultation with principal, calls for meetings to discuss raised issues and suggestions. Necessary actions to be taken are decided accordingly. Action taken report is prepared.

Alumni Feedback Analysis Report

PERCENTAGE OF STUDENTS' RESPONSES

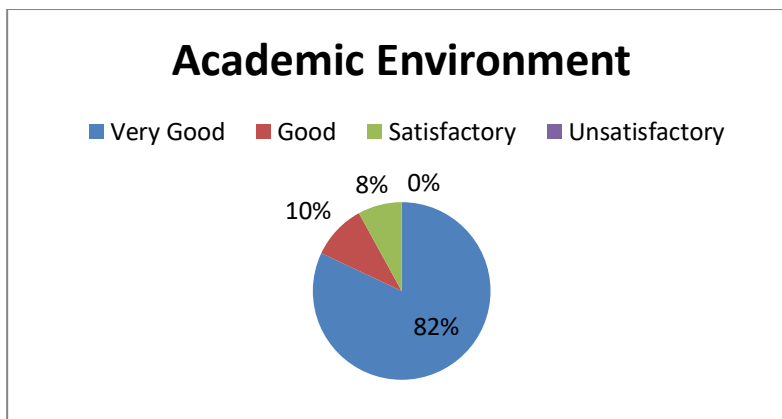
	Agree	Very Good	Good	Satisfactory	Unsatisfactory
1	Admission Procedure	88%	5%	6%	1%
		Very Good	Good	Satisfactory	Unsatisfactory
2	Academic Environment	82%	10%	8%	0%
		Very Good	Good	Satisfactory	Unsatisfactory
3	Infra structure & Lab facilities	80%	12%	6%	2%
		Very Good	Good	Satisfactory	Unsatisfactory
4	Faculty Members	65%	20%	15%	0%
		Very Good	Good	Satisfactory	Unsatisfactory
5	Library resources	45%	32%	18%	5%
		Very Good	Good	Satisfactory	Unsatisfactory
6	Overall Rating of the Mahavidyalya	87%	11%	2%	0%

1. Admission Procedure.



From the above feedback analysis, we conclude that the majority of 88% students consider these facilities as very good, 5% students consider them good, 6% students consider them satisfactory and 1% students consider them as unsatisfactory.

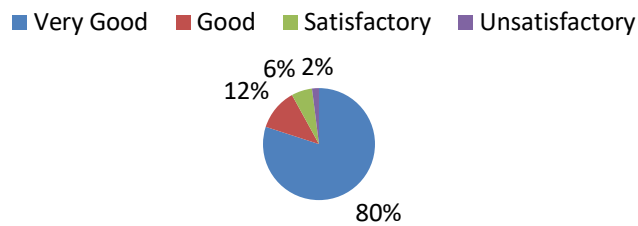
2. Academic Environment.



From the above feedback analysis, we conclude that the majority of 82% students consider these facilities as very good, 10% students consider them good, 8% students consider them satisfactory and 0% students consider them as unsatisfactory.

3. Infra structure & Lab facilities.

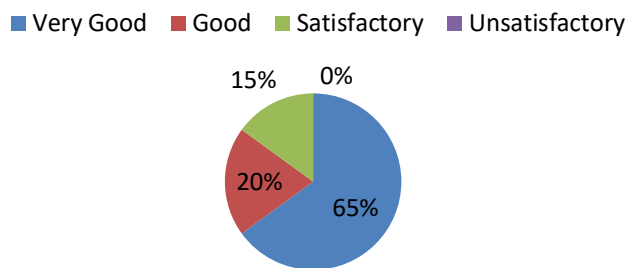
Infra structure & Lab facilities



From the above feedback analysis, we conclude that the majority of 80% students consider these facilities as very good, 12% students consider them good, 6% students consider them satisfactory and 2% students consider them as unsatisfactory.

4. Faculty Members.

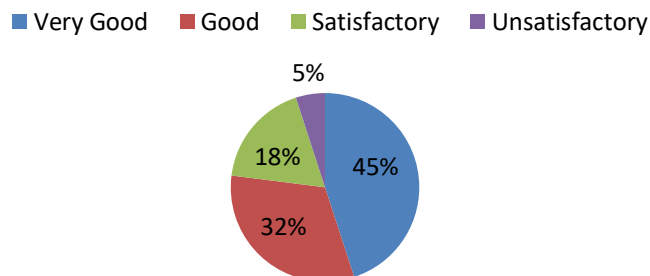
Faculty Members



From the above feedback analysis, we conclude that the majority of 65% students consider these facilities as very good, 20% students consider them good, 15% students consider them satisfactory and 0% students consider them as unsatisfactory.

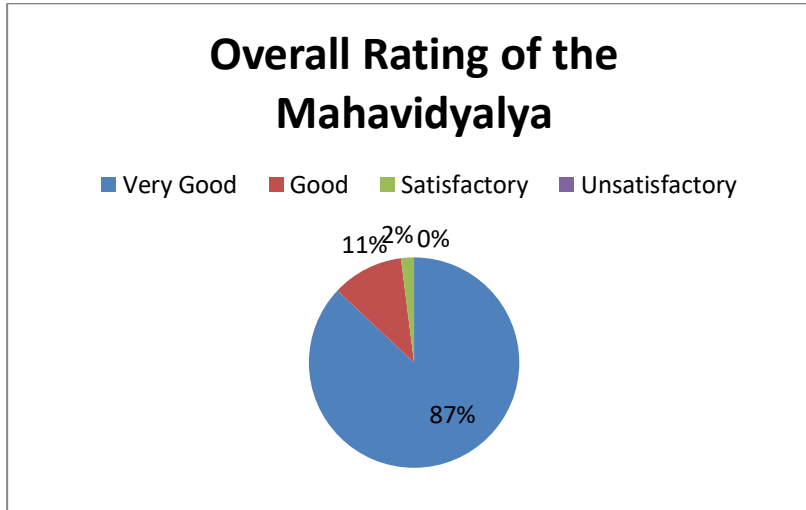
5. Library resources.

Library resources



From the above feedback analysis, we conclude that the majority of 45% students consider these facilities as very good, 32% students consider them good, 18% students consider them satisfactory and 5% students consider them as unsatisfactory.

6. Overall Rating of the Contact.



From the above feedback analysis, we conclude that the majority of 87% students consider these facilities as very good, 11% students consider them good, 2% students consider them satisfactory and 0% students consider them as unsatisfactory.

Suggestions given by alumni after feedback:-

1. More group discussion and debate activities should be conduct.
2. Mentor-Mantee group should become more active.

Student's feedback action taken report:-

After taking feedback from Alumni action taken report by the college:-

1. Group Discussions and Departs were organise time to time in college.
2. **Mentor-Mentee platform make strengthened. Regular meeting discussion was conduct.**