

**S D Mahila Mahavidyalya,  
Narwana  
Alumni Feedback and analysis  
Session 2018-19  
FEEDBACK SYSTEM**

IQAC has made it a tradition to mandatorily collect feedback from alumni in each session through structured feedback forms. The task is completed via Feedback Committee. During the session, the committee distributes and collects the filled feedback forms and submits it to IQAC. Then, IQAC analyses and interprets the data and strives for taking further actions as per feedback report.

**Collection of Data:** The feedback is collected manually by circulating the feedback forms.

**Students:** It is being assured that at least 50% of college students fill the feedback forms. Equal representation is given to all streams and proportionate stratified sampling is used for collecting feedback from students.

**Analysis and Interpretation:** The data is analyzed through percentages. Charts and diagrams are prepared for easy understanding by using Microsoft Excel.

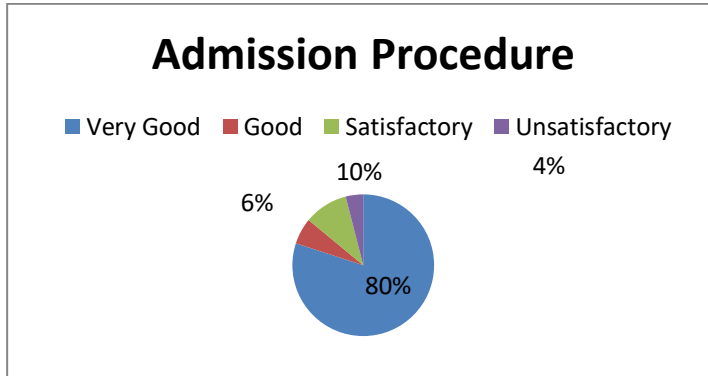
**Action Taken Report:** Based on the analysis, IQAC in consultation with principal, calls for meetings to discuss raised issues and suggestions. Necessary actions to be taken are decided accordingly. Action taken report is prepared.

# Alumni Feedback Analysis Report

## PERCENTAGE OF STUDENTS' RESPONSES

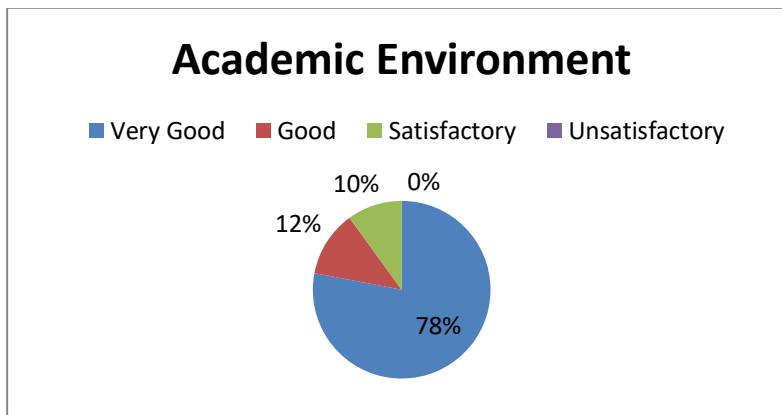
	<b>Agree</b>	<b>Very Good</b>	<b>Good</b>	<b>Satisfactory</b>	<b>Unsatisfactory</b>
1	Admission Procedure	80%	6%	10%	4%
		<b>Very Good</b>	<b>Good</b>	<b>Satisfactory</b>	<b>Unsatisfactory</b>
2	Academic Environment	78%	12%	10%	0%
		<b>Very Good</b>	<b>Good</b>	<b>Satisfactory</b>	<b>Unsatisfactory</b>
3	Infra structure & Lab facilities	76%	12%	8%	4%
		<b>Very Good</b>	<b>Good</b>	<b>Satisfactory</b>	<b>Unsatisfactory</b>
4	Faculty Members	62%	19%	16%	3%
		<b>Very Good</b>	<b>Good</b>	<b>Satisfactory</b>	<b>Unsatisfactory</b>
5	Library resources	42%	35%	18%	5%
		<b>Very Good</b>	<b>Good</b>	<b>Satisfactory</b>	<b>Unsatisfactory</b>
6	Overall Rating of the Mahavidyalya	85%	10%	5%	0%

1. Admission Procedure.



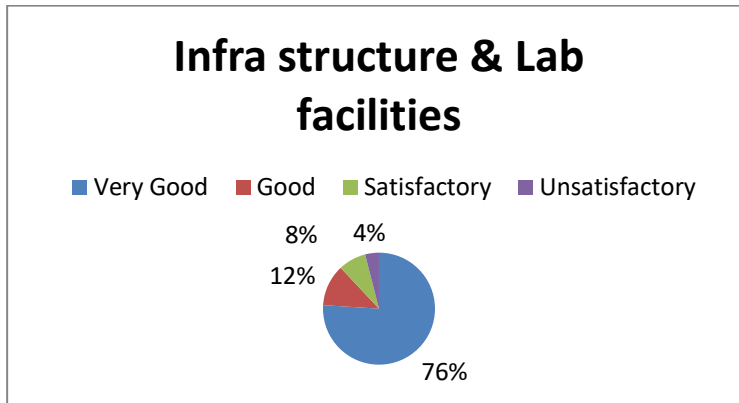
From the above feedback analysis, we conclude that the majority of 80% students consider these facilities as very good, 6% students consider them good, 10% students consider them satisfactory and 4% students consider them as unsatisfactory.

2. Academic Environment.



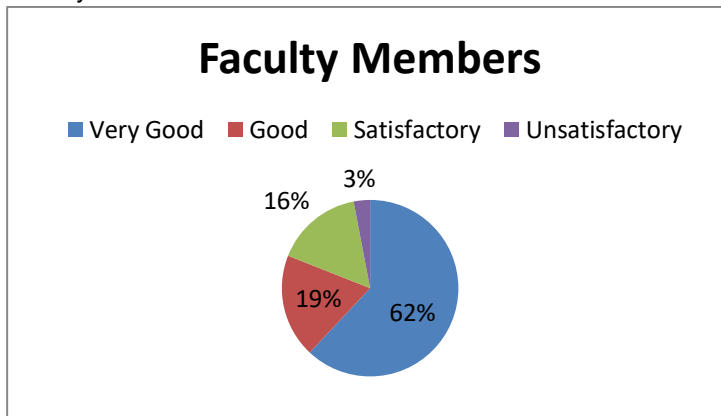
From the above feedback analysis, we conclude that the majority of 78% students consider these facilities as very good, 12% students consider them good, 10% students consider them satisfactory and 0% students consider them as unsatisfactory.

3. Infra structure & Lab facilities.



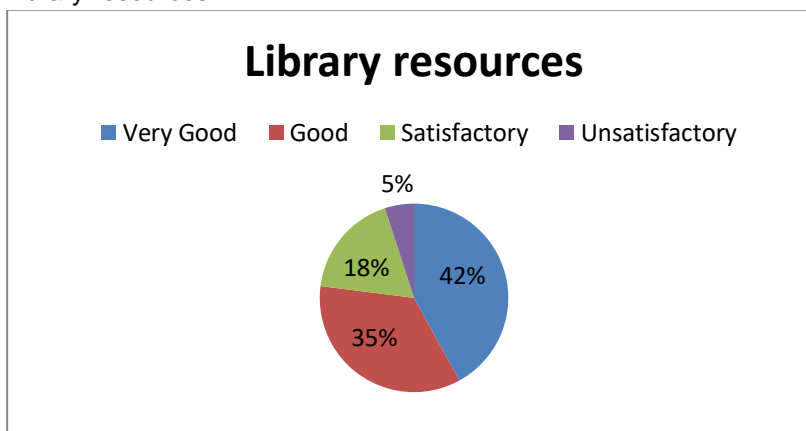
From the above feedback analysis, we conclude that the majority of 76% students consider these facilities as very good, 12% students consider them good, 8% students consider them satisfactory and 4% students consider them as unsatisfactory.

4. Faculty Members.



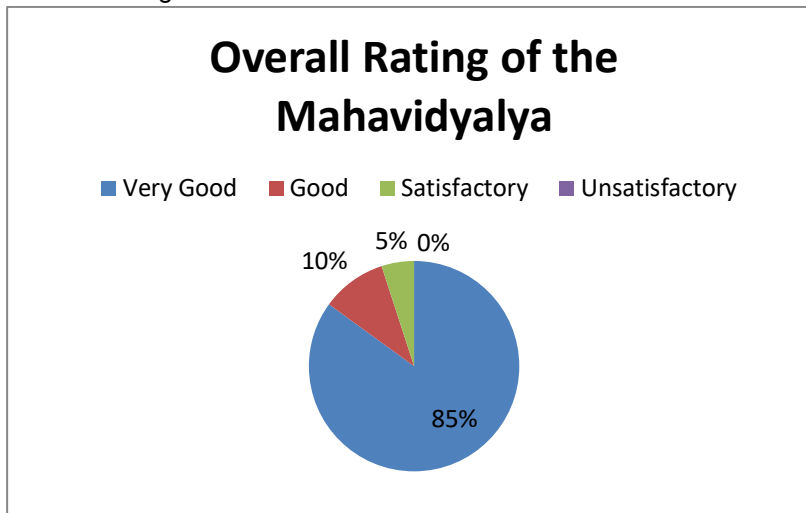
From the above feedback analysis, we conclude that the majority of 62% students consider these facilities as very good, 19% students consider them good, 16% students consider them satisfactory and 3% students consider them as unsatisfactory.

5. Library resources.



From the above feedback analysis, we conclude that the majority of 42% students consider these facilities as very good, 35% students consider them good, 18% students consider them satisfactory and 5% students consider them as unsatisfactory.

6. Overall Rating of the Contact.



From the above feedback analysis, we conclude that the majority of 85% students consider these facilities as very good, 10% students consider them good, 5% students consider them satisfactory and 0% students consider them as unsatisfactory.

**Suggestions given by alumni after feedback:-**

1. Add more books in library.
2. More Extension Activities should be conduct

**Student's feedback action taken report:-**

**After taking feedback from Alumni action taken report by the college:-**

1. Group Discussions and Departs were organise time to time in college.
2. Extension activities organized time to time.